

Scaled data based on original data using
LM-79-08 Approved Method: Electrical and Photometric Measurements of Solid-
State Lighting Products

Test Report Prepared for
Cooper Lighting Solutions
(formerly Eaton)

Brand: McGRAW-EDISON

Report Number: P938753

Luminaire Tested: **GALN-SB1A-740-U-T1**

Issue Date: 1/21/2025

Test Information

Test Method: LM-79-08
Report Number: P938753
TEST IS SCALED FROM IESNA LM-79-08 TEST DATA (G2-2405-108-2)
Test Lab: INNOVATION CENTER
Issue Date: 1/21/2025
Manufacturer: COOPER LIGHTING SOLUTIONS (FORMERLY EATON)
Product Line: McGRAW-EDISON
Catalog Number: GALN-SB1A-740-U-T1
Description: GALLEON AREA AND ROADWAY HIGH DENSITY LED LUMINAIRE
(1) 70 CRI, 4000K, 350mA LIGHTSQUARE WITH 26 LEDS AND TYPE I OPTICS
Light Source: -
Ballast/Driver: -

Summary

Lumens per Lamp: N/A
Luminaire Lumens: 4696 lumens
Efficiency: N/A
Efficacy: 152.0 lumens/watt
Luminous Opening: Rectangular (W 0.5' x L: 0.5' x H: 0')
IES Classification: Type I - Short
BUG Rating: B2 - U0 - G2

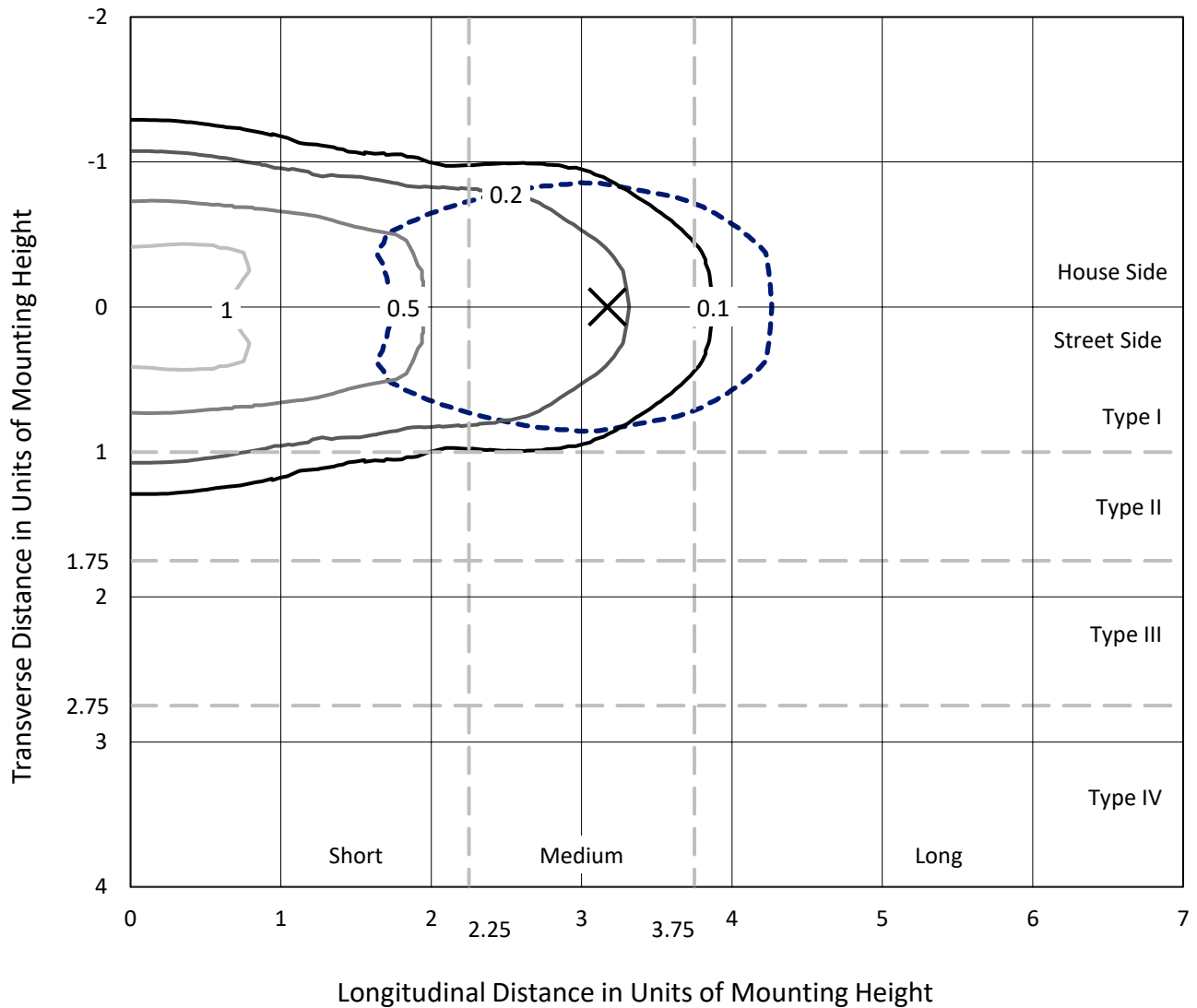
Input Watts (W): 30.9
Input Voltage (V): NR
Input Current (Ain): NR
Voltage Rise (V): NR
Power Factor: NR
Total Harmonic Distortion (THDi): NR
Frequency (hertz): 60
Stabilization Time: NR
Operation Time: NR
Ambient Temperature (°C): NR
Test Distance: 24 FT



REPORT NUMBER: P938753
 CATALOG NUMBER: GALN-SB1A-740-U-T1

Iso-Footcandle Lines of Horizontal Illumination

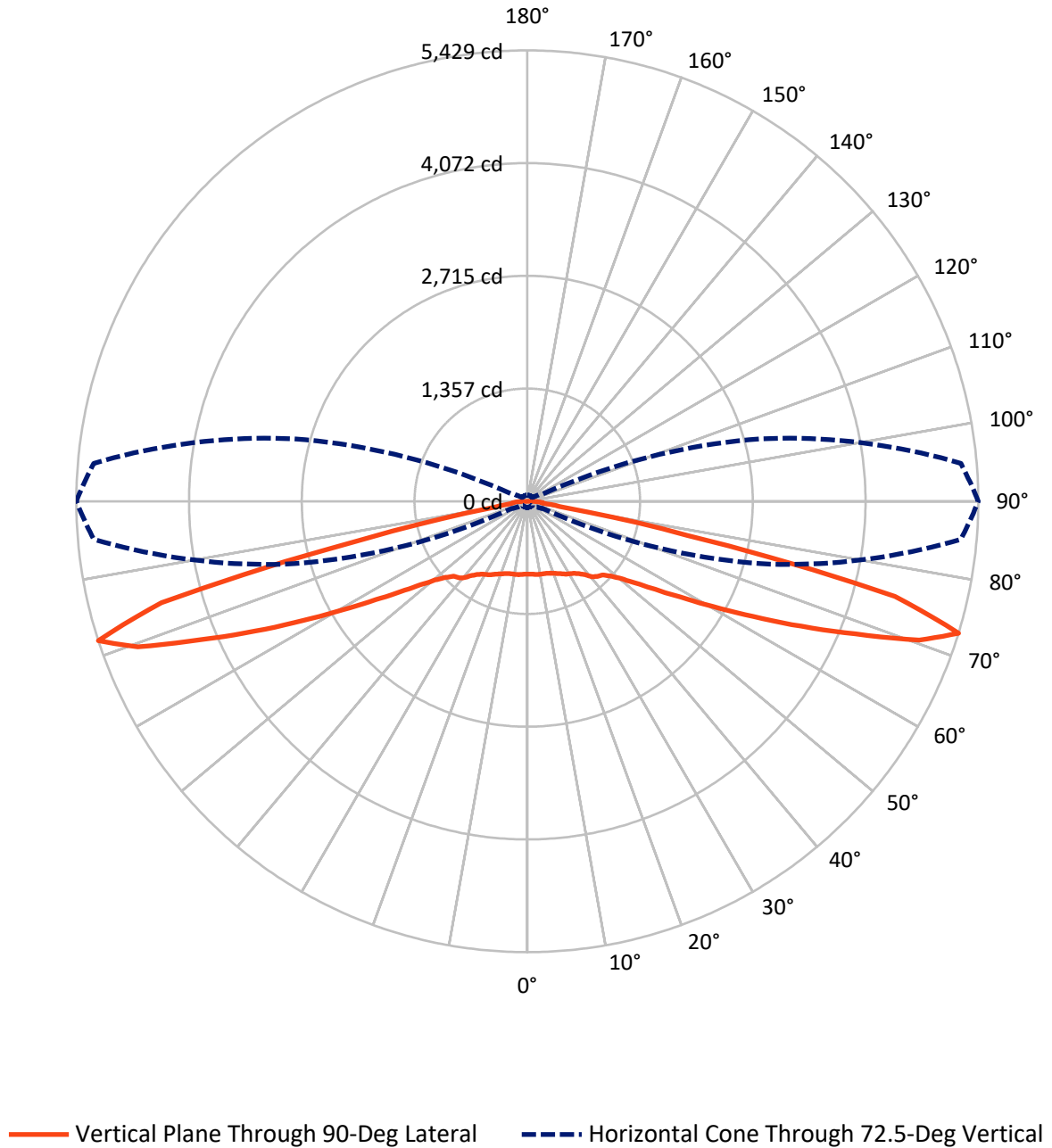
✕ Max cd
 - - - 1/2 Max cd



Based on 25 foot mounting height. Maximum calculated value = 1.4 fc
 Type I - Short - N/A

REPORT NUMBER: P938753
CATALOG NUMBER: GALN-SB1A-740-U-T1

Luminous Intensity Polar Plot



REPORT NUMBER: P938753

CATALOG NUMBER: GALN-SB1A-740-U-T1

FLUX DISTRIBUTION:

		Downward	Upward	Total
House Side	Lumens	2348.0	0.0	2348.0
	% Fixture	50.0	0.0	50.0
Street Side	Lumens	2348.0	0.0	2348.0
	% Fixture	50.0	0.0	50.0
Total	Lumens	4696.0	0.0	4696.0
	% Fixture	100.0	0.0	100.0

ZONAL LUMENS:

Zone	Lumens	% Fixture
0°-10°	85.1	1.8
10°-20°	260.2	5.5
20°-30°	433.8	9.2
30°-40°	596.6	12.7
40°-50°	728.6	15.5
50°-60°	842.7	17.9
60°-70°	1004.8	21.4
70°-80°	701.3	14.9
80°-90°	43.1	0.9
90°-100°	0.0	0.0
100°-110°	0.0	0.0
110°-120°	0.0	0.0
120°-130°	0.0	0.0
130°-140°	0.0	0.0
140°-150°	0.0	0.0
150°-160°	0.0	0.0
160°-170°	0.0	0.0
170°-180°	0.0	0.0
0°-90°	4696.0	100.0
0°-180°	4696.0	100.0

Coefficient of Utilization



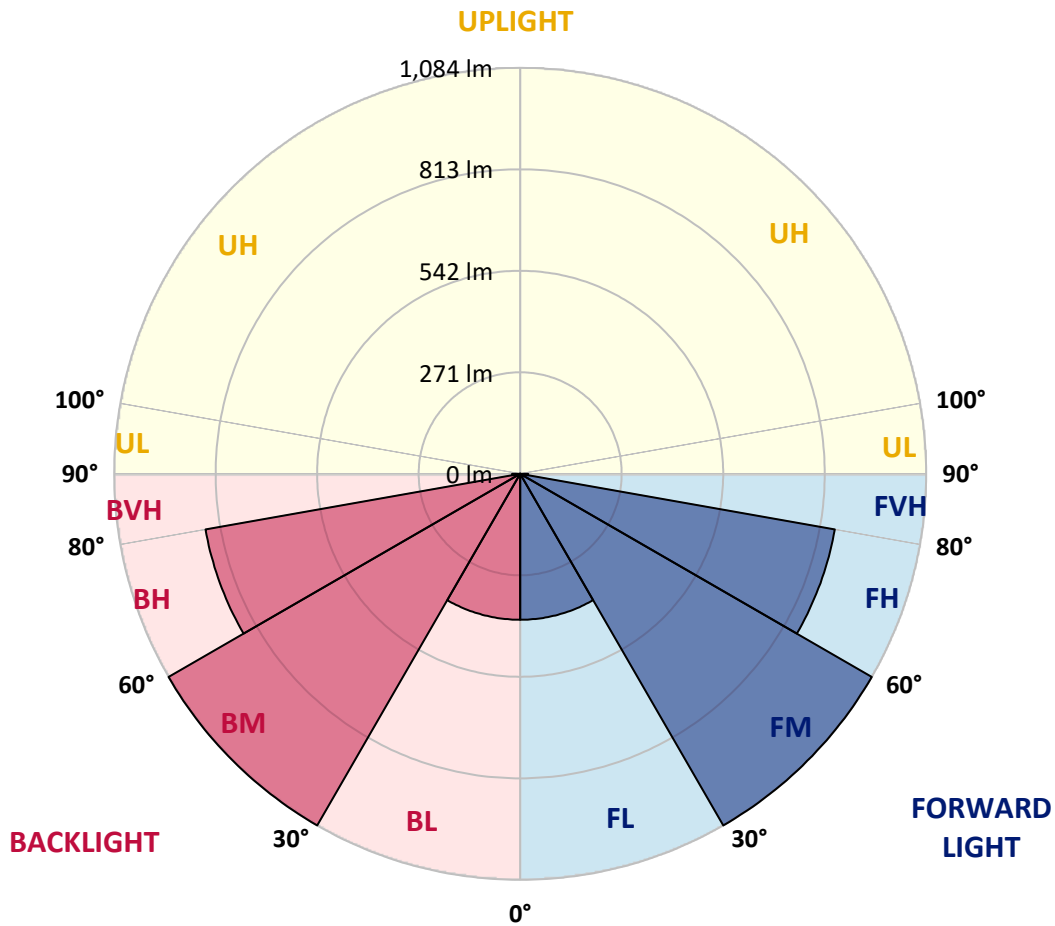
REPORT NUMBER: P938753
 CATALOG NUMBER: GALN-SB1A-740-U-T1

LUMINAIRE CLASSIFICATION SYSTEM LUMEN TABLE AND BUG RATING:

Zone	Lumens	% Fixture	Zone Rating/Lumen Limit		
			B	U	G
FL (0°-30°)	389.5	8.3			
FM (30°-60°)	1083.9	23.1			
FH (60°-80°)	853.0	18.2			G1/1800
FVH (80°-90°)	21.5	0.5			G1/100
BL (0°-30°)	389.5	8.3	B1/500		
BM (30°-60°)	1083.9	23.1	B2/2500		
BH (60°-80°)	853.0	18.2	B2/1000		G2/1000
BVH (80°-90°)	21.5	0.5			G1/100
UL (90°-100°)	0.0	0.0		U0/0	
UH (100°-180°)	0.0	0.0		U0/0	

BUG Rating: B2-U0-G2

Type I Short



REPORT NUMBER: P938753

CATALOG NUMBER: GALN-SB1A-740-U-T1

CANDELA DISTRIBUTION (FULL):

	0°	5°	15°	25°	35°	45°	55°	65°	75°	85°
0°	877.5	877.5	877.5	877.5	877.5	877.5	877.5	877.5	877.5	877.5
2.5°	878.2	879.2	879.2	878.5	880.2	878.7	878.7	878.0	878.7	878.0
5°	882.7	884.0	884.5	884.2	886.5	885.2	885.2	884.2	884.5	883.7
7.5°	891.2	893.0	894.0	895.2	898.5	897.0	896.0	893.0	891.7	889.7
10°	894.0	896.0	899.2	905.7	913.2	913.4	910.4	903.0	897.2	892.7
12.5°	885.5	888.2	895.0	908.2	924.9	931.7	926.9	914.4	903.2	895.2
15°	874.8	877.7	888.0	907.9	932.7	948.4	947.9	931.4	913.4	901.0
17.5°	858.0	861.0	875.8	903.7	938.6	964.6	971.6	954.6	929.4	912.7
20°	827.8	830.6	851.0	890.2	940.6	981.8	1000.0	985.1	953.6	930.9
22.5°	788.6	792.9	816.9	867.0	935.9	999.8	1032.5	1022.2	981.8	950.4
25°	746.7	751.2	779.2	838.6	923.7	1012.8	1070.9	1064.4	1013.8	974.6
27.5°	710.5	715.3	745.7	810.4	904.7	1017.8	1108.9	1112.1	1052.4	1001.3
30°	682.1	686.6	719.0	787.7	880.2	1012.8	1142.0	1164.5	1091.9	1024.5
32.5°	650.9	656.6	690.8	759.9	851.3	1000.8	1171.0	1221.2	1137.6	1049.5
35°	611.5	616.7	652.6	722.0	813.4	981.6	1195.2	1284.1	1202.9	1087.4
37.5°	563.5	568.5	604.2	674.6	775.7	954.6	1213.7	1354.9	1280.8	1142.0
40°	515.4	520.1	553.6	621.7	730.5	920.2	1220.2	1424.3	1370.2	1217.2
42.5°	471.2	475.4	506.1	569.5	679.8	876.2	1211.7	1484.7	1450.3	1269.6
45°	430.5	434.3	461.5	520.6	627.2	822.8	1186.2	1549.6	1545.6	1307.0
47.5°	384.1	387.8	416.0	473.2	574.5	760.2	1143.0	1613.5	1678.1	1391.9
50°	327.4	330.7	359.6	418.5	519.9	693.6	1083.1	1663.7	1845.3	1520.4
52.5°	260.3	263.8	292.0	350.9	455.0	621.9	1004.3	1696.3	2038.5	1708.1
55°	193.7	196.2	220.6	273.5	374.6	540.3	905.4	1705.6	2257.6	1964.6
57.5°	140.5	142.0	157.7	197.2	284.0	438.2	785.4	1681.6	2518.4	2293.6
60°	113.8	114.3	119.0	136.5	197.4	322.9	640.4	1599.3	2801.5	2717.6
62.5°	103.3	103.3	104.6	109.3	133.5	213.1	465.0	1428.6	3104.9	3253.4
65°	96.1	96.1	96.6	98.8	105.3	135.8	293.5	1150.5	3360.7	3881.1
67.5°	89.6	89.8	89.6	90.3	94.1	100.3	170.2	794.6	3498.5	4531.5
70°	82.9	83.4	82.1	82.1	85.1	85.4	106.6	435.8	3384.2	5076.6
72.5°	74.9	75.6	73.6	73.1	75.4	74.4	80.1	209.1	2905.5	5239.3
75°	67.9	68.9	64.4	63.1	63.1	62.4	65.1	107.3	1885.8	4273.9
77.5°	61.6	63.6	56.4	52.4	51.4	49.2	53.2	65.6	824.8	2006.6
80°	50.9	53.7	46.4	41.7	39.9	37.4	41.9	45.9	245.3	466.0
82.5°	37.9	39.2	32.9	29.7	28.2	26.5	31.4	31.9	79.9	165.0
85°	24.2	24.7	20.2	17.5	16.7	16.0	20.0	17.5	30.4	121.3
87.5°	8.5	9.7	7.7	7.0	7.5	6.2	9.2	5.2	8.5	85.6
90°	0.0	0.0	0.0	0.0	0.0	0.0	0.0	0.0	0.0	0.0

(END C

90°

877.5
878.0
883.7
889.7
892.0
894.0
899.0
909.9
926.7
944.6
966.6
992.8
1012.3
1034.0
1070.2
1119.1
1192.7
1238.1
1264.6
1343.0
1459.0
1632.5
1870.0
2174.5
2567.6
3052.5
3627.0
4257.2
5004.4
5429.0
4571.4
1964.9
446.2
186.4
176.2
106.1
0.0

OF REPORT)